



Motorized SOLUTIONS

Simplify your life

What if you could always walk into a warmly lit home? Or have your lighting automatically adjust when the seasons change?

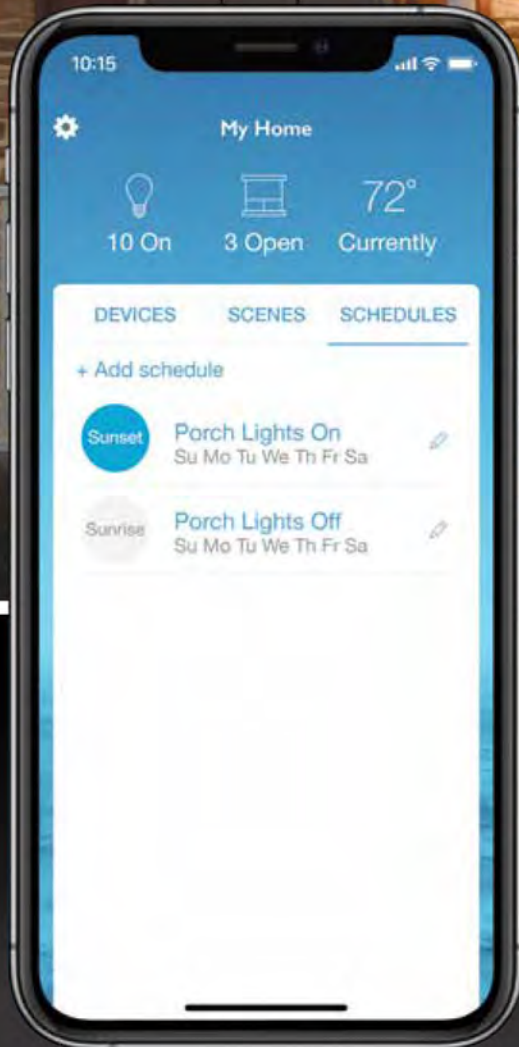
What if you could easily add a light switch where you need one?

With Caséta, you can conveniently control your lights by app, remote, voice or at the switch.

A smarter timer



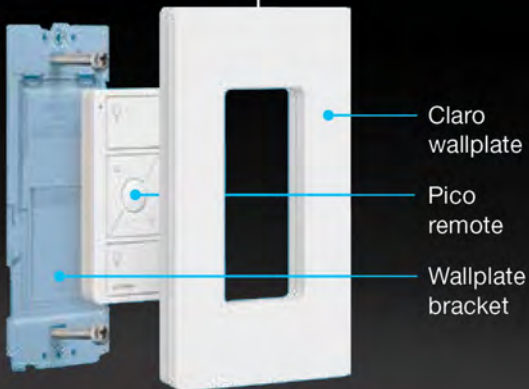

Hassle-free scheduling — No rescheduling needed when the seasons change; your lights will automatically adjust.



Create personalized lighting schedules for the way you live, so lights turn on/off at a set time or based on sunset and sunrise times.

Away on vacation? Activate Smart Away and lights will turn on and off in the evening so it looks like someone is home.

Add a switch where
you need one most



Claro
wallplate

Pico
remote

Wallplate
bracket

Mount a remote to any surface—even brick or tile. Put it wherever is most convenient for you. No cutting holes or wiring required.

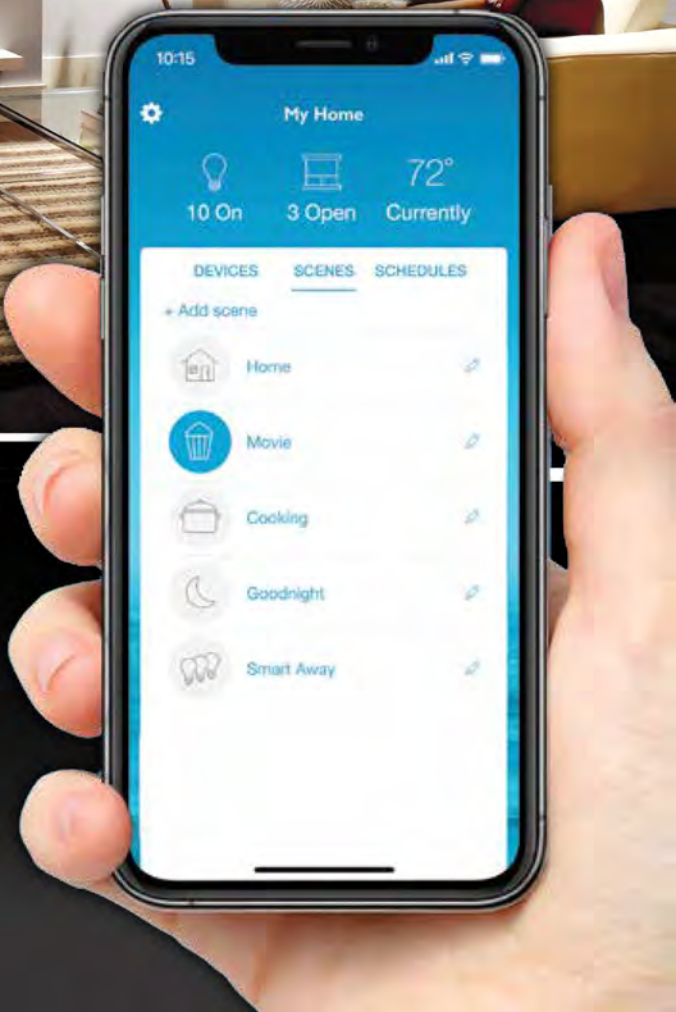
Pico remote wall-mounting kit



Lights off with one touch

Ready to call it a day? Turn lights off with a Pico remote without getting out of bed.





Set the scene



There's more to light than bright — Create the right light for any activity by controlling multiple lights at the same time — dim some and brighten others. Save your favorite scenes and activate them with a single touch.

Hands-free control

Turn off the lights.

Voice control—just say the word!

Turn lights on, off, or dim them with a simple request.



Location-based control



Geofencing

The geofencing feature controls your lights based on your location. It can automatically turn lights on when you arrive home and will notify you if you've left lights on when you leave.



Works with Apple® and Android™ devices.

Meet the family



Works with dimmable LEDs,
as well as halogen and
incandescent bulbs

Dimmer

Quick install

Replace your existing switch
in as little as 15 minutes



Meet the family



Works with dimmable LEDs,
as well as halogen and
incandescent bulbs

Lamp dimmer

Just plug it in

Controls up to two table or floor
lamps at the same time



Meet the family



Pico remote


Caséta fan speed control(s)

Fan

Fan speed control & fan Pico remote

Eliminate pull chains

Adjust your fan using the switch, Pico remote, app, or with a voice assistant



4 Quiet Fan Speeds

Turn fan on

Favorite fan speed setting

Turn fan off

Faster

Slower



Meet the family




Pico remote

2-step setup

Pairing a dimmer and a Pico remote is easy—just press and hold buttons.

Then you can adjust lights with one touch from anywhere in your home, or turn them on from your car.



Smart Bridge and FREE Lutron App

Launch app and walk through setup

Monitor and control lights no matter where you are.



Getting started is easy

1. Install your dimmers.





2. Plug in the Smart Bridge and connect to your router.



3. Download the FREE Lutron App and follow the instructions.



Add other smart home products



Innovations

IN MOTORIZED SOLUTIONS



Motorized Solutions®
Toll Free: 866.446.6867
motorizedsolutions.com
info@motorizedsolutions.com